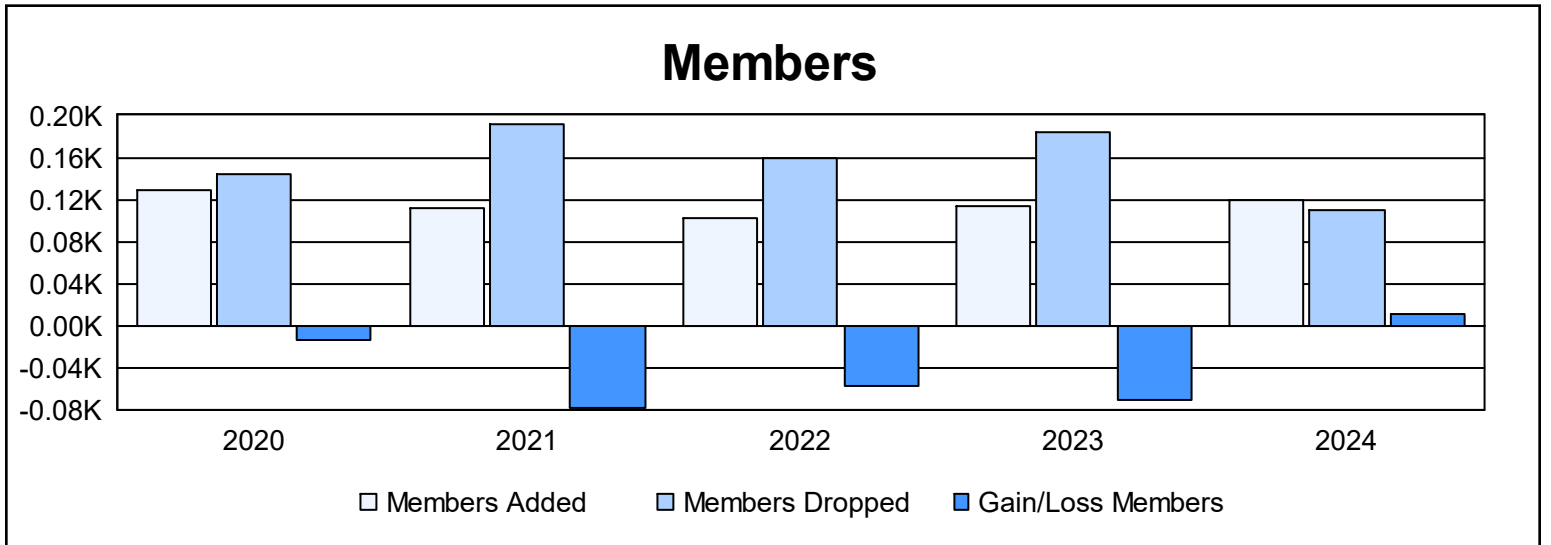
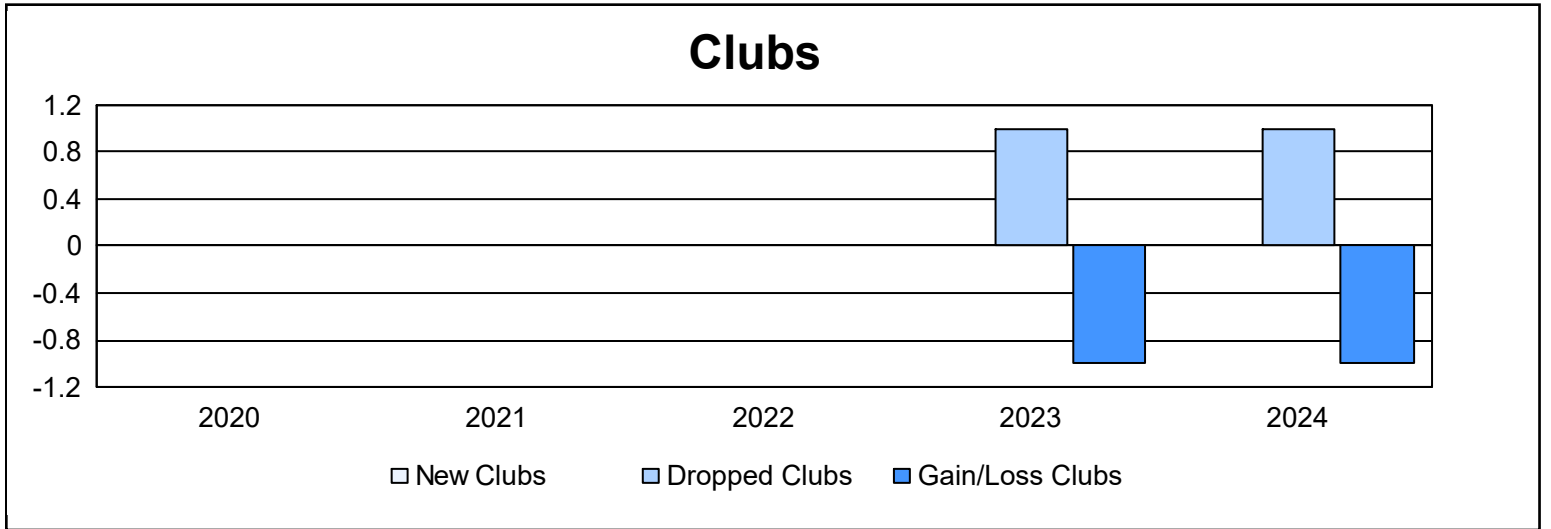
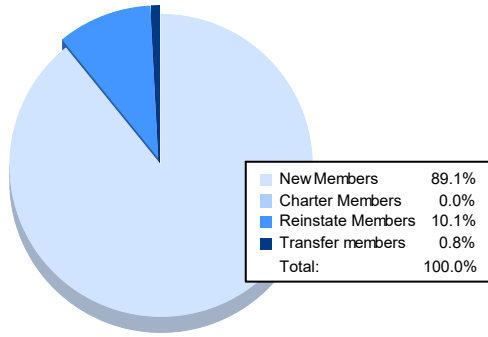


Year	New Clubs	Dropped Clubs	Gain/ Loss Clubs	New Members	Charter Members	Reinstate Members	Transfer Members	Total Member Added	Total Members Dropped	Gain/ Loss Members
2019-2020	0	0	0	109	0	0	20	129	143	-14
2020-2021	0	0	0	62	0	20	30	112	191	-79
2021-2022	0	0	0	75	0	5	23	103	160	-57
2022-2023	0	1	-1	97	0	10	6	113	183	-70
2023-2024	0	1	-1	106	0	12	1	119	109	10
<b>Average</b>	<b>0</b>	<b>0</b>	<b>0</b>	<b>90</b>	<b>0</b>	<b>9</b>	<b>16</b>	<b>115</b>	<b>157</b>	<b>-42</b>



### Membership Composition June 2024 Cumulative



### Gender Composition June 2024 Cumulative

